

Block diagram for IC 850 HA1166

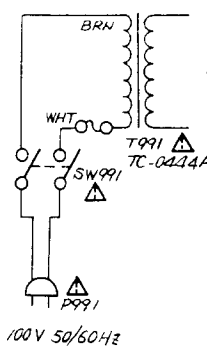
Notes

1. Unless otherwise specified, all resistors are in ohms, 1/4 watt
2. Unless otherwise specified, all capacitors are in μF .
3. *1 J type: SW801, C818 and C819 are used.
U type: SW801 and C819 are not used.
E/K type: SW801 is not used, and C818 and C819 are connected in parallel.
4. *2.*3 Factory adjusted.

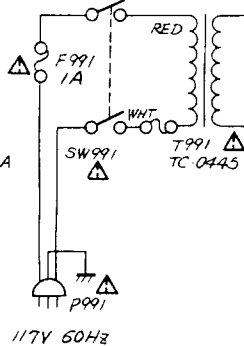
Product safety note

Components marked with a Δ have special characteristics important to safety. Before replacing any of these components read carefully the "PRODUCT SAFETY NOTICE" of Service Manual. Do not degrade the safety of the MONITOR through improper servicing.

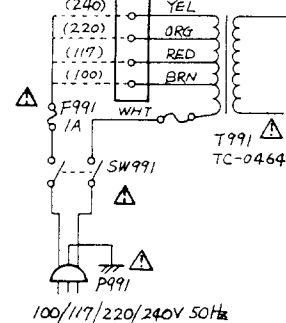
VM-129J



VM-129U



VM-129E,K



gram and the
after.

This schematic diagram
is for serviceman only.

MODEL VM-129
VIDEO MONITOR
SCHEMATIC DIAGRAM